



Classic heritage design

Classic LEDspotMV

Featuring a classic heritage design, Classic LEDspotMV delivers warm halogen-like light while saving around 90% on energy costs. It is compatible with most existing fixtures with a GU10 holder and is designed as a retrofit replacement for halogen or incandescent spots. LED lamps deliver significant energy savings and minimise maintenance costs.

Benefits

- Long lifetime
- Huge energy savings
- Low heat generation.

Features

- Classic heritage design
- Easy retrofit
- Energy-efficient

Application

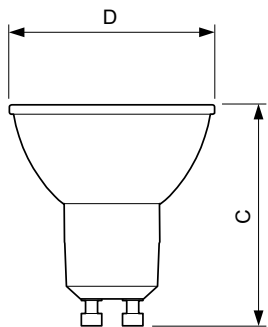
- Operating temperature range is between -20 °C and 45 °C ambient
- Only to be used in dry indoor environments; can be used in most open fixtures with GU10 lamp holders that offer sufficient space (10 mm free air space)
- Not intended for use with emergency lighting fixtures or exit lights

Classic LEDspotMV

Versions



Dimensional drawing



Product	D	C
Essential LED 4.6-50W GU10 830 36D	50 mm	54 mm
Essential LED 4.6-50W GU10 827 36D	50 mm	54 mm

Classic LEDspotMV

Approval and Application

Energy Consumption kWh/1000 h 5 kWh

Controls and Dimming

Dimmable No

Operating and Electrical

Input Frequency 50 to 60 Hz

Voltage (Nom) 220-240 V

Wattage Equivalent 50 W

Power (Rated) (Nom) 4.6 W

Starting Time (Nom) 0.5 s

General Information

Cap-Base GU10

Nominal Lifetime (Nom) 15000 h

Switching Cycle 50,000X

Light Technical

Beam Angle (Nom) 36 °

Colour Rendering Index (Nom) 80

Llmf At End Of Nominal Lifetime (Nom) 70 %

Mechanical and Housing

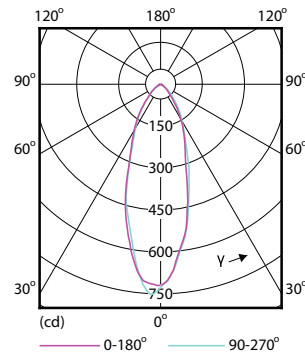
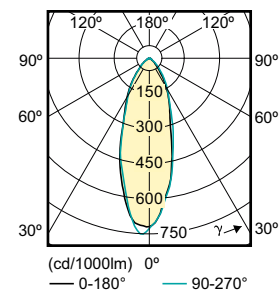
Bulb Shape PAR16

Light Technical

Order Code	Full Product Name	Colour Code	Correlated Colour Temperature (Nom)	Luminous Flux (Nom)	Luminous Intensity (Nom)
929001215208	Essential LED 4.6-50W GU10 827 36D	827	2700 K	395 lm	700 cd
929001218108	Essential LED 4.6-50W GU10 830 36D	830	3000 K	410 lm	740 cd

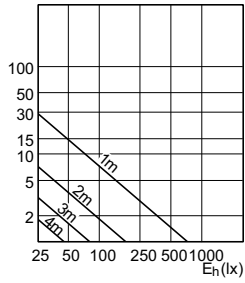
Temperature

Order Code	Full Product Name	T-Case Maximum (Nom)
929001215208	Essential LED 4.6-50W GU10 827 36D	78 °C
929001218108	Essential LED 4.6-50W GU10 830 36D	85 °C

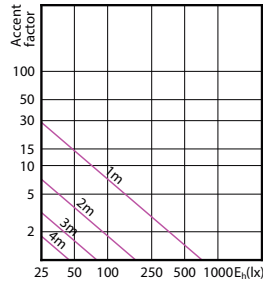


Classic LEDspotMV

Accent Diagrams

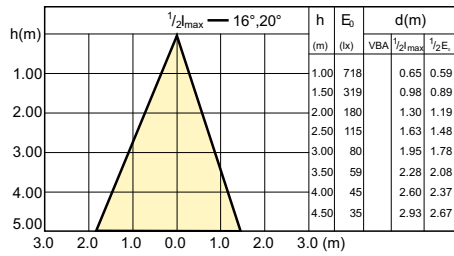


LED Lamps, CorePro LEDspotMV 4.6-50W GU10
PAR16 827 355lm 36D

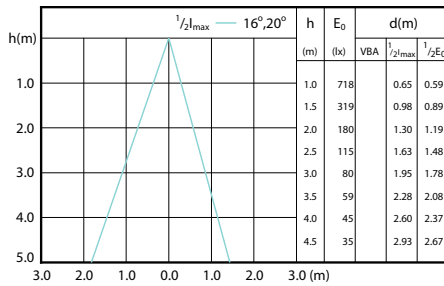


CorePro LEDspotMV 50W GU10 830 36D CLA

Beam Diagrams



LED Lamps, CorePro LEDspotMV 4.6-50W GU10
PAR16 827 355lm 36D



CorePro LEDspotMV 50W GU10 830 36D CLA

