



Pacific LED gen4

WT470C LED35S/840 PSD O L1600

PACIFIC LED WATERPROOF - 840 neutral white - Power supply unit with DALI interface - White reflector and opal cover - Screw connection with pug and socket

PacificLED gen4 is a highly efficient and reliable LED waterproof luminaire that offers an excellent quality of light, with a uniform light distribution without visible striping or color artefacts. The range offers modular construction to enable ease of upgrade and maintenance. The new optical system provides distortion-free lighting with improved visual guidance, which makes it ideally suited to general industry, warehouses and parking areas. The range also offers the option of multiple optics to ensure an optimized lighting scheme for a wide range of applications. For industrial applications, PacificLED gen4 offers an open product architecture with toolless access to the gear tray and an innovative end-cap design with built-in connector for fast and easy installation. The single-piece mounting clamp ensures no small, loose components which could affect the primary production process.

Product data

General Information			
Beam angle of light source	120 °	Cable	-
Lamp colour code	840 neutral white	Protection class IEC	Safety class I (I)
Light source replaceable	Yes	Glow-wire test	850/5 [Temperature 850 °C, duration 5 s]
Number of gear units	1 unit	Flammability mark	D [For mounting on easily flammable surfaces]
Driver/power unit/transformer	PSD [Power supply unit with DALI interface]	CE mark	CE mark
Driver included	Yes	ENEC mark	ENEC mark
Optic type	White reflector and opal cover	Warranty period	5 years
Luminaire light beam spread	120° x 120°	Remarks	*- According to the Lighting Europe guidance paper 'Evaluating performance of LED based luminaires – January 2018': statistically there
Control interface	DALI		
Connection	SI-PS [Screw connection with pug and socket]		

Pacific LED gen4

	is no relevant difference in lumen maintenance between the B50 and, for example, the B10. Therefore, the median useful life (B50) value also represents the B10 value.
Constant light output	No
Number of products on MCB (16 A type B)	24
EU RoHS compliant	Yes
Product family code	WT470C [PACIFIC LED WATERPROOF]
Unified glare rating CEN	22

Light Technical

Flickering	1
Stroboscopic effect	0.4

Operating and Electrical

Input Voltage	220-240 V
Input frequency	50 to 60 Hz
Inrush current	21 A
Inrush time	0.28 ms
Power factor (min.)	0.96

Controls and Dimming

Dimmable	Yes
----------	-----

Mechanical and Housing

Housing material	Polycarbonate
Reflector material	-
Optic material	Polycarbonate
Optical cover/lens material	Polycarbonate
Fixation material	Steel
Optical cover/lens finish	Opal
Overall length	1621 mm
Overall width	96 mm
Overall height	108 mm
Colour	White
Dimensions (height x width x depth)	108 x 96 x 1621 mm (4.3 x 3.8 x 63.8 in)

Approval and Application

Ingress protection code	IP66 [Dust penetration-protected, jet-proof]
-------------------------	---

Mech. impact protection code	IK08 [5 J vandal-protected]
------------------------------	------------------------------

Initial Performance (IEC Compliant)

Initial luminous flux (system flux)	3400 lm
Luminous flux tolerance	+/-7%
Initial LED luminaire efficacy	139 lm/W
Lamp colour temperature	4000 K
Colour Rendering Index	>80
Initial chromaticity	(0.38, 0.38) SDCM <3
Initial input power	24.5 W
Power consumption tolerance	+/-11%

Over Time Performance (IEC Compliant)

Control gear failure rate at median useful life 50,000 h	5 %
Control gear failure rate at median useful life 100,000 h	10 %
Lumen maintenance at median useful life* 50,000 h	L90

Application Conditions

Ambient temperature range	-25 to +45 °C
Performance ambient temperature Tq	25 °C
Maximum dimming level	1%
Suitable for random switching	Not applicable

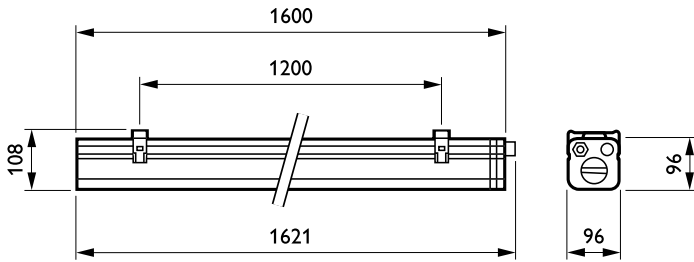
Product Data

Full product code	871869637940000
Order product name	WT470C LED35S/840 PSD O L1600
EAN/UPC – product	8718696379400
Order code	910925863818
SAP numerator – quantity per pack	1
Numerator – packs per outer box	1
SAP material	910925863818
SAP net weight (piece)	3.150 kg



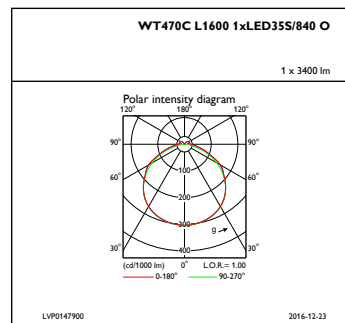
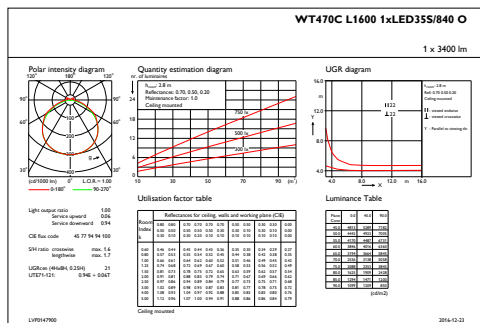
Pacific LED gen4

Dimensional drawing



WT470C LED35S/840 PSD O L1600

Photometric data



IFGU1_WT470CL16001xLED35S840O

IFPC1_WT470CL16001xLED35S840O

