



MASTER LEDtube EM/ Mains

MASTER LEDtube 1200mm 14W 840 T8 THD

The Philips MASTER LEDtube integrates a LED light source into a traditional fluorescent form factor. Its unique design creates a perfectly uniform visual appearance which cannot be distinguished from traditional fluorescent. This product is the ideal solution for up lighting in general lighting applications.

Warnings and Safety

• -

Product data

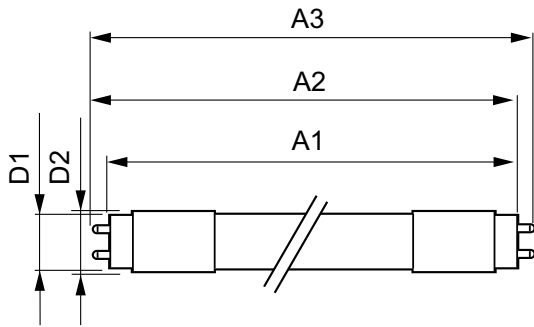
General Information		Operating and Electrical	
Cap base	G13 [Medium Bi-Pin Fluorescent]	Input frequency	50 to 60 Hz
EU RoHS compliant	Yes	Power (Rated) (Nom)	14 W
Nominal lifetime (nom.)	50000 h	Lamp current (max.)	73 mA
Switching cycle	50,000X	Lamp current (min.)	54 mA
Light Technical		Starting time (nom.)	0.5 s
Colour Code	840 [CCT of 4,000 K]	Warm-up time to 60% light (nom.)	0.5 s
Technical Beam Angle (Nom)	160 °	Power factor (nom.)	0.9
Lamp Luminous Flux 25°C EL (Nom)	2100 lm	Voltage (Nom)	220-240 V
Colour Designation	Cool White (CW)	Temperature	
Colour Temperature, horizontal (Nom)	4000 K	T-ambient (max.)	45 °C
Lamp Luminous Efficacy EM (Nom)	150.00 lm/W	T-ambient (min.)	-20 °C
Colour consistency	<6	T storage (max.)	65 °C
Colour Rendering Index,horiz (Nom)	83	T storage (min.)	-40 °C
LLMF at end of nominal lifetime (nom.)	70 %	T-Case maximum (nom.)	55 °C

MASTER LEDtube EM/Mains

Controls and Dimming	
Dimmable	No
Mechanical and Housing	
Product length	1200 mm
Approval and Application	
Energy efficiency label (EEL)	A++
Energy-saving product	Yes
Approval marks	CE marking RoHS compliance KEMA Keur certificate
Energy consumption kWh/1,000 hours	14 kWh

Product Data	
Full product code	871869672857400
Order product name	MASTER LEDtube 1200mm 14W 840 T8 THD
EAN/UPC – product	8718696728574
Order code	929001375208
Numerator – quantity per pack	1
Numerator – packs per outer box	10
SAP material	929001375208
SAP net weight (piece)	0.215 kg


Dimensional drawing



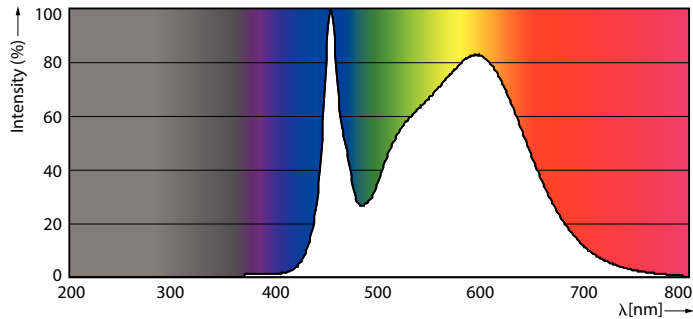
TLED 4ft 220-240V14W-36W 4000K G13 ND

Product	D1	D2	A1	A2	A3
MASTER LEDtube 1200mm 14W 840 T8 THD	25.8 mm	28 mm	1198.2 mm	1205.3 mm	1212.4 mm

Photometric data



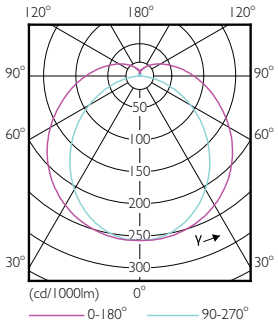
MAS LEDtube EM 14W G13 740 T8 THD



MAS LEDtube EM 14W G13 740 T8 THD

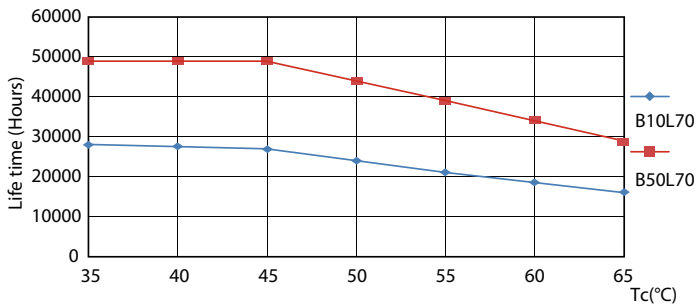
MASTER LEDtube EM/Mains

Photometric data

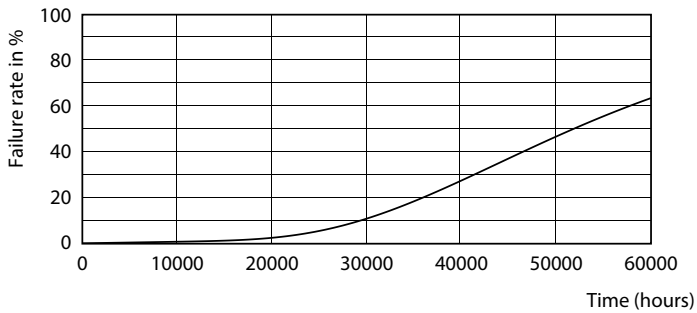


MAS LEDtube EM 14W G13 740 T8 THD

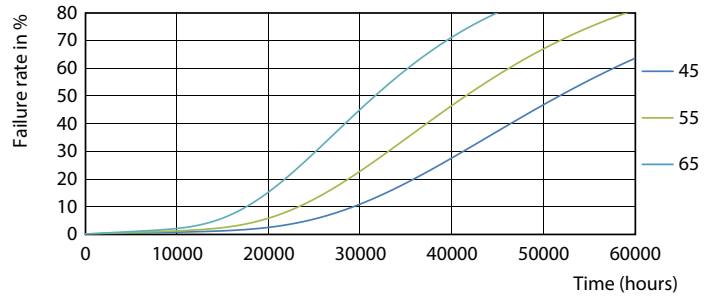
Lifetime



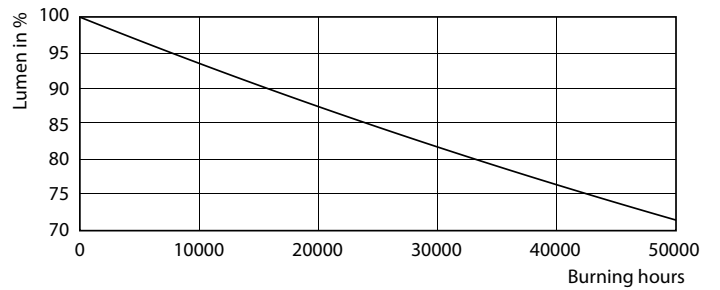
MAS LEDtube EM 14W G13 740-765 T8 THD



MAS LEDtube EM 14W G13 740-765 T8 THD



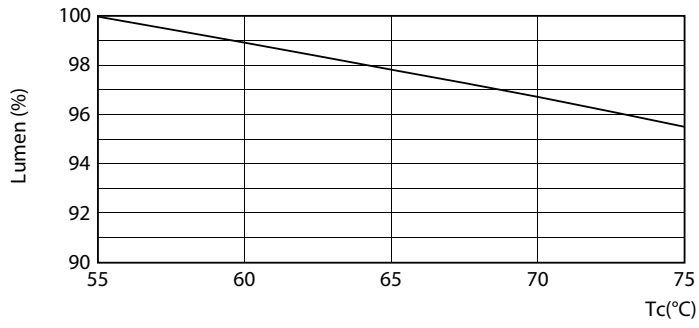
MAS LEDtube EM 14W G13 740-765 T8 THD



MAS LEDtube EM 14W G13 740-765 T8 THD

MASTER LEDtube EM/Mains

Lifetime



MAS LEDtube EM 14W G13 740-765 T8 THD

