



CorePro LED PLL

CorePro LED PLL HF 16.5W 865 4P 2G11

Philips CorePro LED PLL is the ideal uplamping solution for downlights & luminaires in a wide range of general lighting applications. It integrates a LED light source into a traditional fluorescent form factor to offer superb energy savings over a lifetime that's twice as long as fluorescent alternatives.

Product data

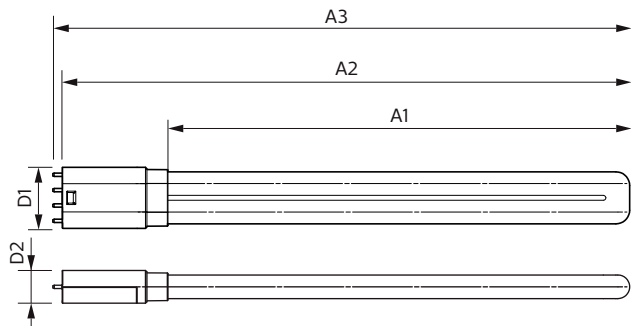
General Information		Warm-up time to 60% light (nom.)	
Cap base	2G11 [2G11]		0.5 s
EU RoHS compliant	Yes	Power factor (nom.)	0.9
Nominal lifetime (nom.)	30000 h	Voltage (Nom)	53-77 V
Switching cycle	50,000X	Temperature	
Light Technical		T-ambient (max.)	45 °C
Colour Code	865 [CCT of 6,500 K]	T-ambient (min.)	-20 °C
Technical Beam Angle (Nom)	160 °	T storage (max.)	60 °C
Lamp Luminous Flux 25°C EL (Nom)	2100 lm	T storage (min.)	-40 °C
Colour Designation	Cool Daylight	T-Case maximum (nom.)	70 °C
Colour Temperature, horizontal (Nom)	6500 K	Controls and Dimming	
Lamp Luminous Efficacy EM (Nom)	127.00 lm/W	Dimmable	No
Colour consistency	<6	Mechanical and Housing	
Colour Rendering Index, horiz (Nom)	83	Product length	400 mm
LLMF at end of nominal lifetime (nom.)	70 %	Approval and Application	
Operating and Electrical		Energy efficiency label (EEL)	A+
Input frequency	39000-71000 Hz	Energy-saving product	Yes
Power (Rated) (Nom)	16.5 W	Approval marks	CE marking RoHS compliance KEMA Keur certificate
Lamp current (max.)	420 mA		
Lamp current (min.)	290 mA		
Starting time (nom.)	0.5 s		

CorePro LED PLL

Energy consumption kWh/1,000 hours	20 kWh
Product Data	
Full product code	871869673976100
Order product name	CorePro LED PLL HF 16.5W 865 4P 2G11
EAN/UPC – product	8718696739761
Order code	929001381702

Numerator – quantity per pack	1
Numerator – packs per outer box	10
SAP material	929001381702
SAP net weight (piece)	0.160 kg


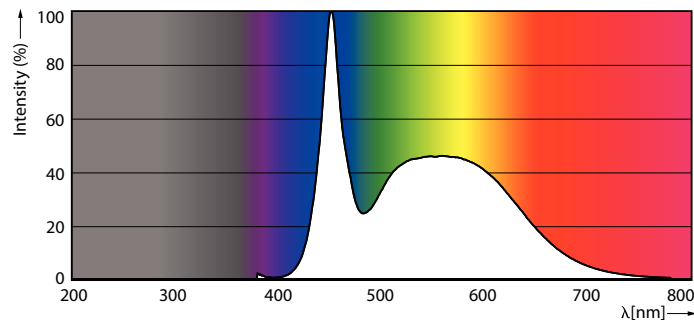
Dimensional drawing



PLED 230V 16-36W 2100lm 6500K 2G11

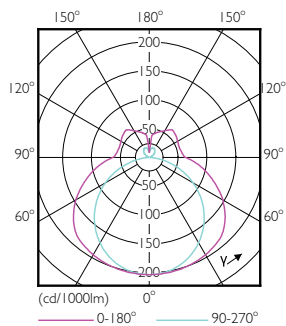
Product	D1	D2	A1	A2	A3
CorePro LED PLL HF 16.5W 865 4P 2G11	43.6 mm	23.4 mm	329.5 mm	405 mm	411.6 mm

Photometric data



LEDtubes, TLED T12 120-277V 20W 6500K G13

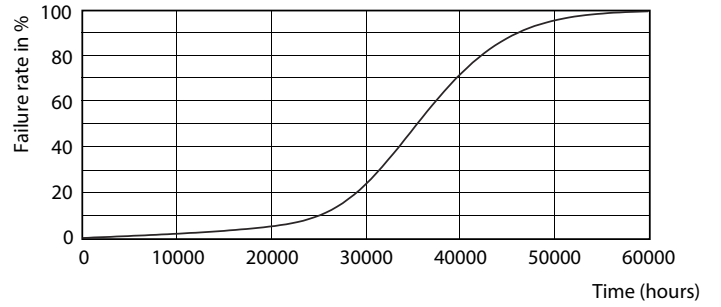
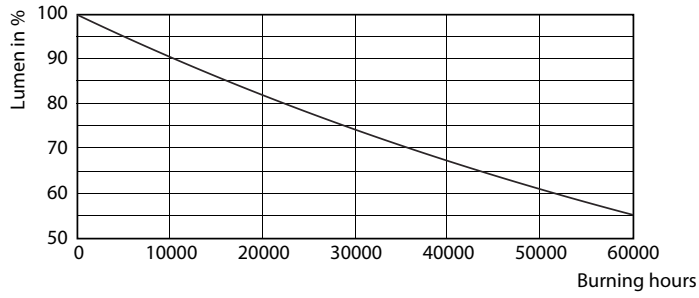
LEDtube PLC 400mm 16-5W 2G11 865 2100lm



LEDtube PLC 400mm 16-5W 2G11 830 2000lm

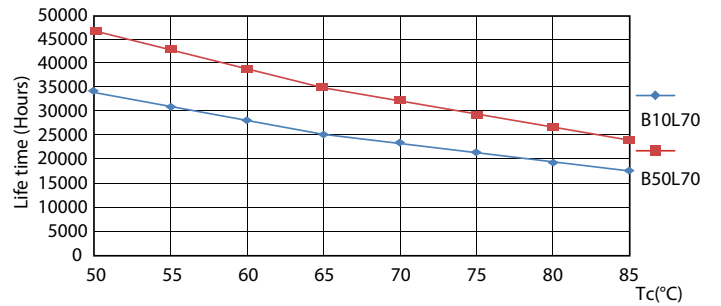
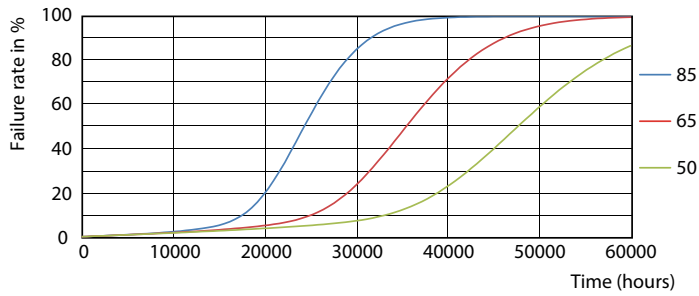
CorePro LED PLL

Lifetime



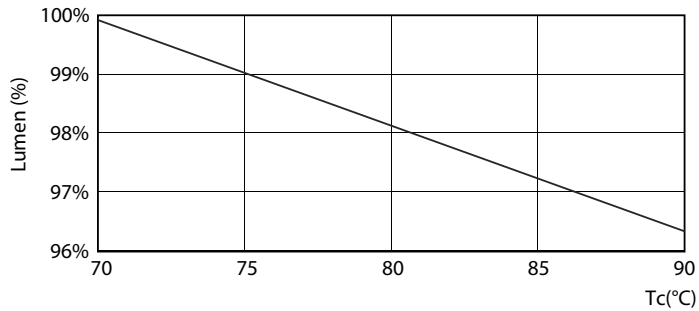
LEDtube PLC 400mm 16-5W 2G11 830 2000lm

LEDtube PLC 400mm 16-5W 2G11 830 2000lm



LEDtube PLC 400mm 16-5W 2G11 830 2000lm

LEDtube PLC 400mm 16-5W 2G11 830 2000lm



LEDtube PLC 400mm 16-5W 2G11 830 2000lm

